

# 2UBE

One System. Endless Possibilities.

Impact  
LIGHTING SOLUTIONS

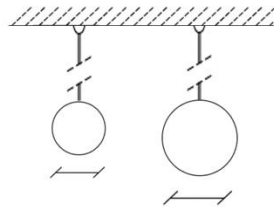
# 2UBE

A modular LED tube luminaire designed to deliver performance, flexibility and visual impact.



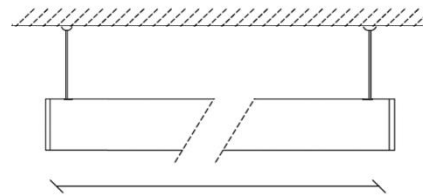
## DIAMETER

Ø60 / Ø80 / up to Ø250 mm



## LENGTH

1m / 2m / 3m / Custom Lengths





### **LINEAR**

Clean, architectural lighting for everyday spaces using standard 2UBE configurations.




### **MODULAR**

Structured lighting systems built from multiple 2UBE fixtures, designed to fit your space.



### **BESPOKE**

A fully bespoke 2UBE system with custom-built components and finishes, designed to define your environment.



# LIGHT, YOUR WAY

## Light Output

2700K – 4000K / Tunable white

RGB / RGBW / Pixel

## Controls

DALI / Casambi / 1–10V

Emergency options available

## Performance

7.2 - 28.8 W/m

500 - 2000 lm/m

\*Output varies depending on CCT

## End Cap Finish

Black / Grey / White / Custom

## Quality

CRI90+ / IP20

50,000 hrs

Manufactured in the UK

Performance tested

UKCA & CE compliant



# BUILD YOUR 2UBE

## DIAMETER

Ø60 mm - Tube  
Opal Acrylic  
Standard Lengths: 1m, 2m, 3m Custom available



Ø80 mm - Tube  
Opal Acrylic  
Length: 1m, 2m, 3m  
Custom available



## LED



2700K   3000K   4000K   Tunable White   RGB RGBW

## END CAPS



Slim Flat - End Cap  
Depth: 2 mm  
Diameter: 60/80 mm



Slim Vented - End Cap  
Depth: 2 mm  
Diameter: 60/80 mm



Flat - End Cap  
Depth: 8 mm  
Diameter: 60/80 mm



Vented - End Cap  
Depth: 8 mm  
Diameter: 60/80 mm

## FINISH



Black  
RAL9005




Grey  
RAL9006



White  
RAL9010

## MOUNTING

Wire – Suspended  
End Cap Depth: 10 mm  
Diameter: 60/80 mm  
Wire Length: Custom  
Vertical/horizontal




Rod Arm – Surface/suspended  
End Cap Depth: 40 mm  
Diameter: 60/80 mm  
Rod Arm Length: Custom  
Vertical/horizontal



Wall Bracket – Surface  
Depth: 30 mm  
Diameter: 60/80 mm







# BESPOKE SYSTEMS

A versatile range of connectors allows 2UBE tubes to be joined together, creating unique shapes and configurations in any direction.



Slim In-line – Connector  
Depth: 2mm  
Diameter: 60/80 mm



In-line – Connector  
Diameter: 60/80 mm



Corner – Connector  
Angle: 90°  
Diameter: 60/80 mm



Cross – Connector  
Diameter: 60/80 mm

We also design and manufacture bespoke 2UBE components and connectors, enabling fully customised systems tailored to your project requirements.





## FINISH YOUR WAY

Complete your 2UBE with a custom RAL colour finish or bespoke texture.



Black



Brushed Aluminium



White



Bronze



Gold



Light Brass



Red




Blue



Orange








# Impact

---

LIGHTING SOLUTIONS

 [www.impactlightingsolutions.com](http://www.impactlightingsolutions.com)

 01865 989 830

 [sales@impactls.com](mailto:sales@impactls.com)

Unit C6  
Grange Court Business Park  
Abingdon Science Park  
Oxfordshire  
OX14 3NB

