

2UBE

One System. Endless Possibilities.

Impact
LIGHTING SOLUTIONS

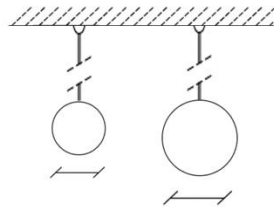
2UBE

A modular LED tube luminaire designed to deliver performance, flexibility and visual impact.



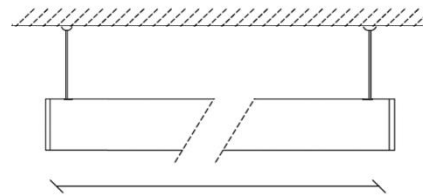
DIAMETER

Ø60 / Ø80 / up to Ø250 mm



LENGTH

1m / 2m / 3m / Custom Lengths





LINEAR

Clean, architectural lighting for everyday spaces using standard 2UBE configurations.




MODULAR

Structured lighting systems built from multiple 2UBE fixtures, designed to fit your space.



BESPOKE

A fully bespoke 2UBE system with custom-built components and finishes, designed to define your environment.



LIGHT, YOUR WAY

Light Output

2700K – 4000K / Tunable white

RGB / RGBW / Pixel

Controls

DALI / Casambi / 1–10V

Emergency options available

Performance

7.2 - 28.8 W/m

500 - 2000 lm/m

*Output varies depending on CCT

End Cap Finish

Black / Grey / White / Custom

Quality

CRI90+ / IP20

50,000 hrs

Manufactured in the UK

Performance tested

UKCA & CE compliant



BUILD YOUR 2UBE

DIAMETER

Ø60 mm - Tube
Opal Acrylic
Standard Lengths: 1m, 2m, 3m Custom available



Ø80 mm - Tube
Opal Acrylic
Length: 1m, 2m, 3m
Custom available



LED



2700K 3000K 4000K Tunable White RGB RGBW

END CAPS



Slim Flat - End Cap
Depth: 2 mm
Diameter: 60/80 mm



Slim Vented - End Cap
Depth: 2 mm
Diameter: 60/80 mm



Flat - End Cap
Depth: 10 mm
Diameter: 60/80 mm



Vented - End Cap
Depth: 10 mm
Diameter: 60/80 mm

FINISH



Black
RAL9005




Grey
RAL9006



White
RAL9010

MOUNTING

Wire – Suspended
End Cap Depth: 10 mm
Diameter: 60/80 mm
Wire Length: Custom
Vertical/horizontal




Rod Arm – Surface/suspended
End Cap Depth: 40 mm
Diameter: 60/80 mm
Rod Arm Length: Custom
Vertical/horizontal



Wall Bracket – Surface
Depth: 30 mm
Diameter: 60/80 mm







BESPOKE SYSTEMS

A versatile range of connectors allows 2UBE tubes to be joined together, creating unique shapes and configurations in any direction.



Slim In-line – Connector
Depth: 2mm
Diameter: 60/80 mm



In-line – Connector
Diameter: 60/80 mm



Corner – Connector
Angle: 90°
Diameter: 60/80 mm



Cross – Connector
Diameter: 60/80 mm

We also design and manufacture bespoke 2UBE components and connectors, enabling fully customised systems tailored to your project requirements.





FINISH YOUR WAY

Complete your 2UBE with a custom RAL colour finish or bespoke texture.



Black



Brushed Aluminium



White



Bronze



Gold



Light Brass



Red




Blue



Orange









Impact

LIGHTING SOLUTIONS

 www.impactlightingsolutions.com

 01865 989 830

 sales@impactls.com

Unit C6
Grange Court Business Park
Abingdon Science Park
Oxfordshire
OX14 3NB

