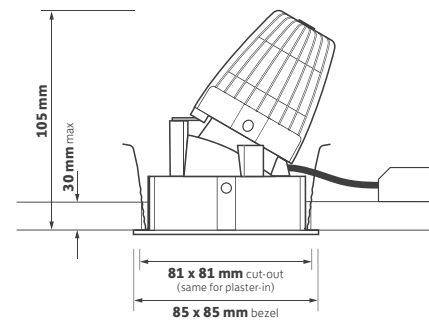


KEY FEATURES

- Miniature architectural wall wash powered by Tridonic
- Discreet minimal square bezel, die-cast from pure aluminium
- White bezel - RAL 9003
- Matt black darklight baffle - RAL 9005 - developed to minimise glare
- Fitted with an integral IP44 protective lens as standard
- Precision moulded 40° reflector
- Tridonic LED engine and driver system
- Excellent thermally optimised 24 super-fin die-cast heatsink
- Short circuit, overload and temperature protection

DIMENSIONS



ORDERING INFORMATION

Engine output (lm)	Luminaire power (tcW)	Colour temp	Model ref.
625	8.0	927	KIERA3-8-27-W
650	6.5	830	KIERA3-6-3-W
700	6.5	840	KIERA3-6-4-W
850	10.0	927	KIERA3-10-27-W
850	7.5	830	KIERA3-7-3-W
900	7.5	840	KIERA3-7-4-W
1150	13.5	927	KIERA3-13-27-W
1250	11.5	830	KIERA3-11-3-W
1325	11.5	840	KIERA3-11-4-W

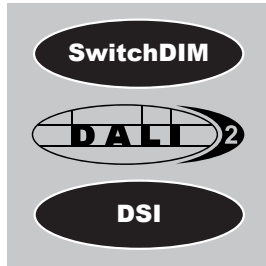
OPTIONS

Options	Suffix
Narrow beam reflector	/NB
Control gear	/ECO, /MDIM, /BTC
Emergency - Remote indicator	/EM, /EMD
Emergency - Integral indicator	/EMI, /EMDI
Plaster in bezel	/PL
Tiltable	/TLT
Black bezel	/B
White softlight baffle	/WSB
Ra90 high colour rendering	/9



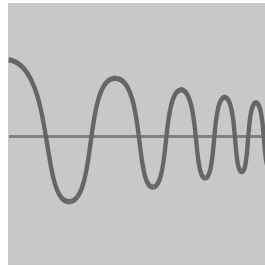
/NB

20° narrow beam reflector



/ECO

SwitchDIM, DALI & DSI



/MDIM

Mains dimming



/BTC

Casambi wireless network inc. dimming



/EM

Emergency Remote indicator



/EMD

DALI / Self test EM Remote indicator



/EMI

Emergency Integral indicator



/EMDI

DALI / Self test EM Integral indicator



/R9

High colour rendering LED module



/PL

Plaster-in bezel



/TLT

Tiltable



/B

Black bezel RAL 9005



/W

White softlight baffle RAL 9003