



NEONFLEX – 1010 TOP

NEONFLEX is our premium silicone LED linear lighting solution, expertly manufactured using high-quality LEDs and robust materials. It offers seamless, uniform illumination for IP-rated applications, with each unit custom-designed to perfectly suit your project requirements.

FEATURES

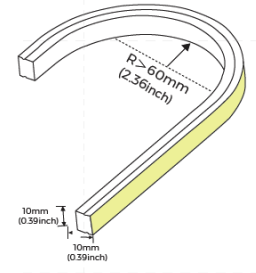
- Top bending radius
- Standard and custom lengths
- Colour temperature options
- CRI90+
- Dedicated components
- IP67 ingress protection
- Resistant to saline solutions, acids & alkali, corrosive gasses and UV
- No yellowing, breaking and dust-free
- Entry cable connector and end caps accessories
- Compact driver
- DALI dimming and Casambi controls
- 3 year standard warranty



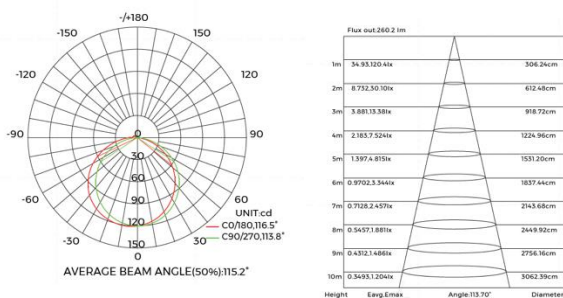
SPECIFICATION

Power	7.2 W/m			
Colour Temperature CCT	2300K	2700K	3000K	4000K
Luminous Flux	415 lm	435 lm	455 lm	485 lm
Lumen Efficacy	Up to 67 lm/W			
Dimensions	W 10 mm x H 10 mm			
Max. Run Length	5000 mm			
Cut Length	5.95 mm			
Operating Voltage	24V			
CRI	90			
MacAdam	3-Step			
Controls	Fixed Output DALI 1-10V			
Bending	Top			
Installation	Surface mounted on-site or in channel			
Material	Silicone			
Cable Entry	Side Top Bottom			
Ingress Protection	IP67			
Lifetime	-25°C ~ 50°C			
Operating Temperature	No UV or IR Emissions, UKCA, CE			
Warranty	3 years standard warranty			
Notes	*Standard warranty is void for all custom fit onsite installations.			

DIMENSIONS



PHOTOMETRY



PRODUCT ORDER CODE

EXAMPLE: NF1010T-723DF1000

PREFIX	POWER	CCT	DRIVER	ENTRY CABLE	LENGTH
NF1010T -	7 7.2W	23 2300K	F fixed output	F front entry	1000 1000 mm
		27 2700K	D DALI	S side entry	2000 2000 mm
		3 3000K	C casambi	B bottom entry	3000 3000 mm
		4 4000K			--- custom length up to 5000 mm*

COMPONENTS




Standard channel
straight carrier
aluminium



Surface clip
flat mounting clip
aluminium


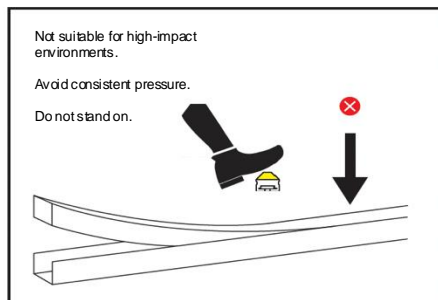
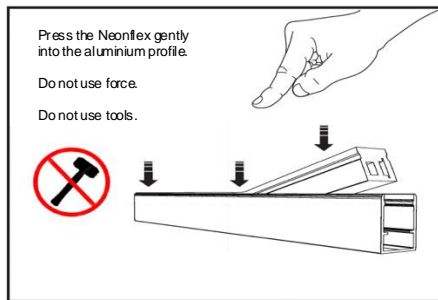
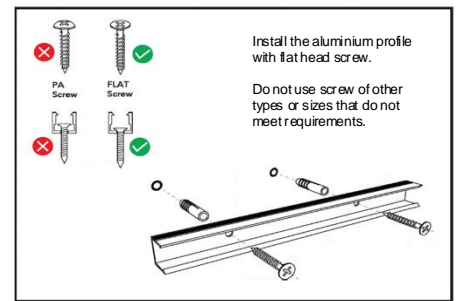
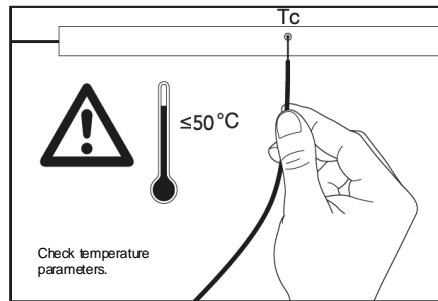
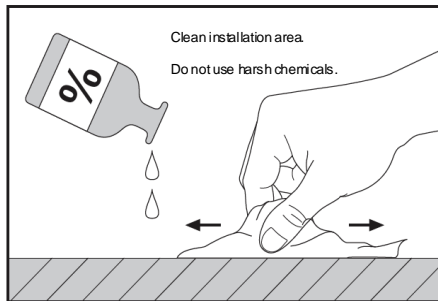


Mouldable channel
mouldable carrier

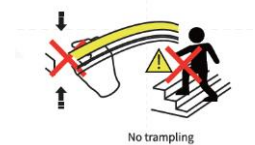
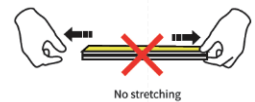


Grooved channel
grooved carrier
aluminium

INSTALLATION & PRECAUTIONS



- Please ensure that during installation, the predetermined bending direction is never altered.
- Over-bending beyond the maximum bending diameter will damage the product and void the warranty.
- Avoid scratching, distortion, and irregular bending of the product during installation, as this may cause irreparable damage.
- Ensure the product does not come into direct contact with any paper-related materials.
- Make sure the product is not twisted, dropped, bent, or left sagging/hanging down.
- Use the correct isolated power supply to drive the product, with the ripple wave of the constant voltage source below 5%.
- 20% of the power supply must be kept as a reserve (only 80% of the power is used) to guarantee sufficient voltage.
- Pay close attention to safe operation. After powering on, do not touch the AC power supply to avoid electric shocks.
- Take care to correctly connect the positive and negative poles of the wires during installation.
- If the applied length exceeds the specified maximum length, this will cause overheating and uneven brightness.
- Non-professionals are prohibited from installing, disassembling, or repairing the product.
- Do not use any acid or alkaline adhesives to secure the product (e.g., glass cement).
- Avoid using adhesives, which are prone to chemical reactions with silica gel.
- The silicone material may experience slight colour changes over time, which is normal for the product.
- Silicone sealant is recommended for bonding.
- This product is unsuitable for use in swimming pools or fountains.
- For IP-rated protective products, note that their waterproof rating will degrade after self-processing or cutting.
- This product is not suitable of high-impact environments.
- We recommend this product to be manufactured by us as a finished, sealed unit.
- If the product must be cut on-site, it will not be covered by our warranty. However, we strongly recommend using professional cutting tools for this process. After cutting the product must be sealed to prevent exposure to organic environments such as aldehydes or benzenes.
- Ensure the product is installed and used in consistent environmental conditions to prevent inconsistent colour changes due to differences in exposure.



WARRANTY

- **We provide a 3-year standard warranty** on all Neonflex supplied directly from Impact Lighting solutions Ltd as a finished product
- All products are warranted to be free from defects in the product itself from the date of purchase.
- The warranty does not cover the following: failures due to abuse, misuse, or improper handling. Damage caused during installation. Acts of nature or negligence. Normal wear and tear or accidental damage. Incorrect voltage conditions.
- The warranty is void if the product is damaged due to disassembly or improper handling by the user, including severe appearance damage or deformation of the product.
- **For all custom-made products** that are cut and reworked on-site, the warranty is **not valid**.
- The warranty is void if the product is disassembled and reassembled during on-site installation by any external providers or contractors.
- The warranty is void if after the installation the product is modified, moved or adapted.