

HERA S – RECESSED ADJUSTABLE

HERA S is our square recessed downlight with an adjustable design, allowing for extension out of the ceiling. Featuring a 355° rotation and a 60° tilt, its innovative glare control design delivers excellent visual comfort for interior applications.

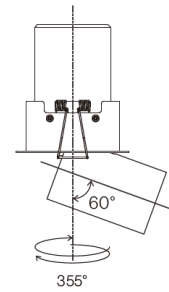
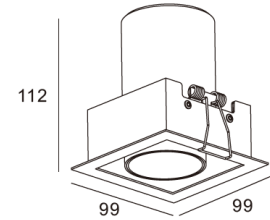
FEATURES

- Recessed adjustable installation
- Colour temperature options
- Lumen efficacy up to 83 lm/W
- CRI90
- URG >19
- Robust aluminium material
- Adjustable rotation and tilt
- Compact driver
- DALI dimming options
- Plug-and-play wiring for quick installation
- IP20 ingress protection
- 5 year warranty

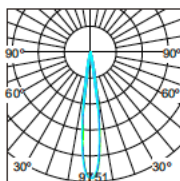
SPECIFICATION

DIMENSIONS

Colour Temperature CCT	2700K 3000K 3500K 4000K
Power	10W/12W
Luminous Flux	996 lm @3K 12W
Efficacy	Up to 83 lm/W
CRI	90
Controls	Fixed Output DALI 1-10V
Beam Angle	15° 26° 38° 50°
UGR	<19
MacAdam Ellipse	3
Finish	White
Finish – Reflector	White Black
Dimensions	99 mm x 99 mm x H 112 mm
Cut Out	90 mm x 90 mm
Min Recessed Depth	132 mm
Operating Voltage	220V 50/60Hz
Adjustability	355° rotation 60° tilt
Material	Aluminium
Installation	Recessed
Ingress Protection	IP20
Lifetime	50,000hrs L80 B10
Operating Temperature	-20°C ~40°C
Conformity	No UV or IR Emissions, UKCA
Warranty	5 Years



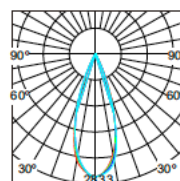
PHOTOMETRY – 3000K – 12W



Luminous flux luminaire
929lm (EXTREME CUTOFF)

Beam Angle:15°

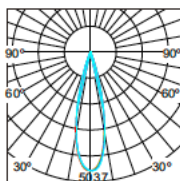
h(m)	E(lx)	D(m)
1	9754	0.26
2	2439	0.52
3	1084	0.77
4	610	1.03
5	390	1.29



Luminous flux luminaire
1022lm (EXTREME CUTOFF)

Beam Angle:38°

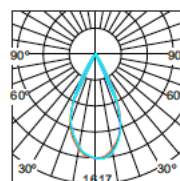
h(m)	E(lx)	D(m)
1	2844	0.64
2	711	1.28
3	316	1.92
4	178	2.56
5	114	3.20



Luminous flux luminaire
1030lm (EXTREME CUTOFF)

Beam Angle:26°

h(m)	E(lx)	D(m)
1	5047	0.46
2	1262	0.91
3	561	1.38
4	315	1.83
5	202	2.30



Luminous flux luminaire
987lm (EXTREME CUTOFF)

Beam Angle:50°

h(m)	E(lx)	D(m)
1	1610	0.91
2	403	1.82
3	179	2.73
4	101	3.64
5	64	4.55

PRODUCT ORDER CODE

EXAMPLE: HERAS-R102715WBF

PREFIX	INSTALLATION	POWER	CCT	BEAM ANGLE	FINISH	FINISH - REFLECTOR	DRIVER
HERA S -	R recessed	10 10W	27 2700K	15 15°	W white	W white	F fixed output
		12 12W	3 3000K	26 26°			D DALI
		35 3500K	38 38°	10 1-10V			
		4 4000K	50 50°				

