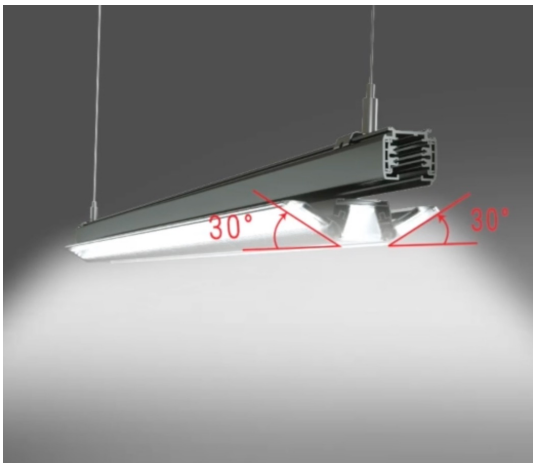




## TEK 3 – TRACK LUMINIARE

Perfectly supporting European power input voltage ranges, the TEK LED linear luminaire features a tiltable lighting panel, 3/4/6 wire track rail compatibility, customizable lighting effects, and multiple power channel selection, making it the ideal track luminaire for commercial and industrial applications.



### FEATURES


- Standard lengths
- Twin 30° adjustable tilt optic and a central linear light
- Wide range of colour temperature options
- Lumen efficacy up to 160 lm/W
- Offers narrow, medium, wide, and asymmetrical optics
- Black or white finish
- CRI80/90
- Robust aluminium material
- Compatible with 3/4/6 wire track rails
- DALI dimming options
- Quick and easy track installation
- IP20 ingress protection
- 5 year warranty




## SPECIFICATION

<b>Colour Temperature CCT</b>	2700K   3000K   3500K   4000K   5000K 5700K   6500K
<b>Power</b>	20W   50W
<b>Luminous Flux</b>	3200 - 8000 lm
<b>Efficacy</b>	Up to 160 lm/W
<b>CRI</b>	80   90
<b>Controls</b>	Fixed Output   DALI (1500 mm length only)
<b>Beam Angle</b>	30°   60°   90°   120°   120° Opal Asymmetric
<b>Finish</b>	White   Black
<b>Dimensions</b>	W 60 mm x H 10 mm
<b>Standard Lengths</b>	600 mm   1500 mm
<b>Operating Voltage</b>	220-240V 50/60Hz
<b>LED Current</b>	0.35A max
<b>Material</b>	Aluminium
<b>Adjustability</b>	Twin Tilt 30°
<b>Installation</b>	Track
<b>Ingress Protection</b>	IP20
<b>Lifetime</b>	50,000hrs
<b>Operating Temperature</b>	-25°C ~ 50°C
<b>Conformity</b>	No UV or IR Emissions, UKCA
<b>Warranty</b>	5 Years

## ADJUSTABLE



TWIN TILT 30°



FLAT

## DIMENSIONS




## OPTIC/BEAM ANGLES



**NARROW 30°**




5,600-8,000 lm  
Installation height:  
6-16m



**MEDIUM 60°**



5,600-8,000 lm  
Installation height:  
6-16m



**WIDE 90°**




5,600-8,000 lm  
Installation height:  
3-5m



**DOUBLE ASYMMETRICAL**



5,600-8,000 lm  
Installation height:  
3-4m



**WIDE 120°**




5,600-8,000 lm  
Installation height:  
4-6m



**WIDE OPAL 60°**



5,600-8,000 lm  
Installation height:  
4-6m



PRODUCT ORDER CODE

EXAMPLE: TEK3-T203ABF600

PREFIX	INSTALLATION	POWER	CCT	BEAM ANGLE	FINISH	DRIVER	DIMENSIONS
TEK3-	T track	<b>20</b> 20W	<b>27</b> 3700K	<b>30</b> 30°	<b>W</b> white	<b>F</b> fixed output	<b>600</b> 600 mm
		<b>50</b> 50W	<b>3</b> 3000K	<b>60</b> 60°			
			<b>35</b> 3500K	<b>90</b> 90°			
			<b>4</b> 4000K	<b>120</b> 120°			
			<b>5</b> 5000K	<b>O</b> 120° opal			
	<b>57</b> 5700K	<b>A</b> asymmetric					