


FEATURES

DOTT features a deep recessed LED for complete glare controls and visual comfort. Its clean edged design combined with interchangeable internal reflector finish options make it an ideal choice for interior lighting applications.

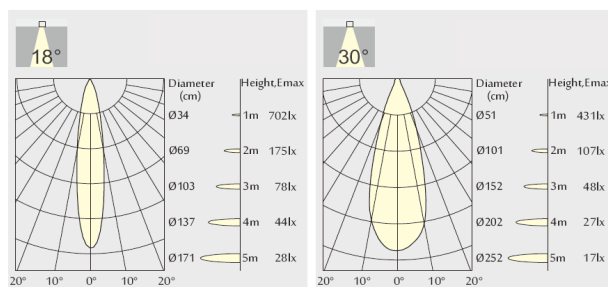
- Efficacy up to 80 lm/W
- Minimalist design
- Glare control UGR>19
- Colour temperature options
- Die-cast aluminium
- 3-Step MacAdam
- CRI90
- IP20



SPECIFICATION

Luminous Flux	110 - 120 Lumens
Colour Temperature CCT	2700K 3000K 4000K
Power Consumption	1.5W
CRI	>90
Efficacy	Up to 80 lm/W
Dimming	Fixed Output
Beam Angle	18° 30°
UGR	>19
Operating Voltage	3.2V
Finish	White Black
Finish - Reflector	White Black Gold Silver
Installation	Recessed
Dimensions	∅ 40.5 mm x 52 mm
Cut-out Dimensions	∅ 35 mm
Material	Aluminium
Ingress Protection	IP20
Lifetime	50,000hrs L80
Operating Temperature	-25°C ~35°C
Conformity	Thermal Management System No UV or IR Emissions, UKCA
Warranty	5 Years

DIMENSIONS



FEATURES

DOTT features a deep recessed LED for complete glare controls and visual comfort. Its clean edged design combined with interchangeable internal reflector finish options make it an ideal choice for interior lighting applications.

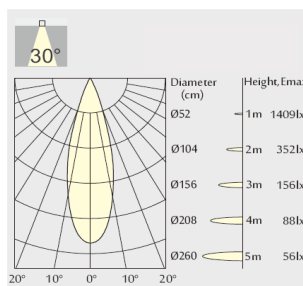
- Efficacy up to 80 lm/W
- Minimalist design
- Glare control UGR>19
- Colour temperature options
- Die-cast aluminium
- 3-Step MacAdam
- CRI90
- IP20



SPECIFICATION

Luminous Flux	450 - 480 Lumens
Colour Temperature CCT	2700K 3000K 4000K
Power Consumption	6W
CRI	>90
Efficacy	Up to 80 lm/W
Dimming	Fixed Output 1-10V DALI
Beam Angle	30°
UGR	>19
Operating Voltage	18V
Finish	White Black
Finish - Reflector	White Black Gold Silver
Installation	Recessed
Dimensions	∅ 50 mm x 62 mm
Cut-out Dimensions	∅ 45 mm
Material	Aluminium
Ingress Protection	IP20
Lifetime	50,000hrs L80
Operating Temperature	-25°C ~35°C
Conformity	Thermal Management System No UV or IR Emissions, UKCA
Warranty	5 Years

DIMENSIONS



PRODUCT ORDER CODE

EXAMPLE: DOTT35/1.5W/3K/30/FO/WH/G

PREFIX	WATTAGE	CCT	BEAM ANGLE	DRIVER	FINISH - BODY	FINISH - BODY
DOTT35	1.5W	27K 2700K	18 18° beam angle	FO fixed output	WH white	WH white
		3K 3000K	30 30° beam angle		BL black	BL black
		4K 4000K				G gold S silver
DOTT45	6W	27K 2700K	30 30° beam angle	FO fixed output	WH white	WH white
		3K 3000K		10 1-10V	BL black	BL black
		4K 4000K		DALI DALI dimming		G gold S silver