






## SCOUT MEDIUM

750 mm height bollard, rectangular section, for outdoor surface installation, floor washer 180° light distribution, phospho-chromatised and polyester powder coated extruded copper-free aluminium body, frosted glass diffuser, moulded silicone gasket and stainless steel screws. Built-in LED driver 220-240V 50-60Hz, with 14 mid-power CREE XH-G LED. IP65 rating.



light source	light beam options	lumen output (lm)	lumin. efficacy (lm/w)
<b>3000°K warm-white</b>			
mid-power led	 180°	650	81.25
<b>4000°K neutral-white</b>			
mid-power led	 180°	665	83.13

**Finish color options:**

-  Textured Grey  
RAL 9006
-  Anthracite Grey  
RAL 7016
-  Matt Black  
(on request)

**Technical features**



**Technical data**

Wattage	8 WATT
IP Rating	IP65
IK Rating	IK08
Material	High corrosion resistance extruded copper-free aluminum body
Coating	Polyester powder coating with phosphochromating pre-finish
Light source	NR. 14 x CREE XH-G LED
Screws	Stainless steel
Transformer	Electrical power supply 220/240V 50/60Hz built-in
Gasket	Silicone rubber
Diffuser	Tempered glass
Gross weight	Kg 7,00

