


### FEATURES

RAVI is an RGBW floodlight for external areas including walls, columns and surface-mounted installations.

It features an adjustable fixing base for precise application.


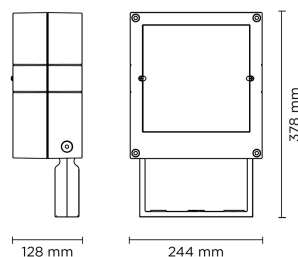
- IP66 ingress protection
- IK08 impact resistant
- Tempered Glass
- Die-cast aluminium
- Corrosion-resistant



### SPECIFICATION


Luminous Flux	Up to 1000 lumens
Colour Temperature CCT	RGBW
Light Source	6 x CREE RGBW LED
Power Consumption	28W
Efficacy	35 lm/W
Beam Angle	12°   25°   35°
Finish	Grey RAL9006   Anthracite Grey RAL7016
Operating Voltage	220 – 240V 50/60Hz
Lifetime	50,000hrs
Dimming	DMX interface integrated - IN cable included
Operating Voltage	220 – 240V 50/60Hz
Power Cable	1m power cable included
Installation	Surface   Wall
Dimensions	244 mm - 378 mm - 128 mm
Ingress Protection	IP66
Impact Resistance	IK08
Weight	5.00 kg
Material	Die-cast aluminium, corrosion-resistant, copper-free, stainless steel screws, silicone rubber gaskets, tempered glass
Coating	Phospho-chromatised powder coated
Operating Temperature	-25°C ~50°C
Conformity	Thermal Management System, no UV or IR emissions, CLASS II, UKCA
Warranty	5 Years

### DIMENSIONS



### PRODUCT ORDER CODE

EXAMPLE: RAVI/28W/25/RGBW/DMX/G

PREFIX	WATTAGE	BEAM ANGLE	CCT	DRIVER	FINISH
RAVI	28W	<b>12</b> 12° narrow beam angle 1000 lm  <b>25</b> 25° medium beam angle 992 lm  <b>35</b> 35° wide beam angle 981 lm  	RGBW	DMX DMX	<b>G</b> grey RAL9006  <b>AG</b> grey RAL7016  <b>MB</b> matt black (on request)



UK IP66 IK08